

January 13, 2019

Bible Focus: I need to ask Jesus for help.

Healing the Deaf Man • *Mark 7:32-37*

Memory Verse: "You are everything I need." Psalm 119:57, NIV

Key Question: Who do you need?

Bottom Line: I need Jesus.

Basic Truth: Jesus wants to be my friend forever.

SOCIAL: Providing Time for Fun Interaction (9:00, 10:15, 11:30)

9:00 & 11:30

- Fruit Sort

10:15

- Sounds

Bible (9:10, 10:25, 11:40)

- Bible presentation in class

GROUPS: Creating a Safe Place to Connect (9:25, 10:40, 11:55)

9:00 & 11:30

- Potato Head

10:15

- Maracas

Playground/Centers (9:40, 10:55, 12:10)

- If the weather allows, travel to the playground for 10 minutes of playtime outside.

Snack (9:52, 11:07, 12:22)

- Offer snack to the children, indoors

Dismiss (10:00, 11:15, 12:30)

January 13, 2019

Bible Focus: I need to ask Jesus for help.

Healing the Deaf Man • *Mark 7:32-37*

Memory Verse: "You are everything I need." Psalm 119:57, NIV

Key Question: Who do you need?

Bottom Line: I need Jesus.

Basic Truth: Jesus wants to be my friend forever.

Social (9:00, 10:15, 11:30)

Activities that encourage preschoolers to enter the classroom and begin engaging with peers and Small Group Leaders by providing age appropriate and hands on fun while introducing new

9:00 & 11:30

Fruit Sort

What You Need: "Fruit" Activity Pages

What You Do:

Before the Activity: Be sure you have at least one piece of fruit for each child.

During the Activity: Place the remaining pieces of fruit on a table or the floor in the activity area. Encourage the children to tape the fruit into the appropriate basket. Repeat the activity until all of the fruit cutouts are in the correct baskets.

What You Say:

Before the Activity: "We need food to eat."

During the Activity: "I see fruit on the table. Fruit is food that we eat. There are baskets on the wall. One basket has a banana in it (*point*), this basket has an apple in it (*point*), and this basket has an orange in it (*point*). Let's work together to put all of the fruit on the table (*point*) into the correct basket." (*Do activity.*)

After the Activity: "Nice work! We need food to eat, and we need Jesus. Everyone needs Jesus. I cannot wait to hear our Bible Truth today about someone who needed Jesus."

Transition: Move to Bible time by pretending to eat a piece of fruit as you walk to the Bible time area.

10:15**Sounds**

What You Need: Four sound effects (baby crying, dog barking, fire truck siren, and birds chirping)

What You Do:

Before the Activity: Guide the children to sit in front of you.

During the Activity: Make the sounds one at a time and ask the children to listen and try to identify them. Repeat the activity by playing the sounds again at a lower volume so that the children really have to listen.

What You Say:

Before the Activity: "Let's use our ears today." (*Pull on your ears.*)

During the Activity: "I am going to make some different sounds. Listen super-duper carefully and tell me what you hear. (*Make sounds and do activity.*) Great job! Let's do it again, and this time the sounds will not be as loud. You have to REALLY LISTEN this time. Are you ready?" (*Finish activity.*)

After the Activity: "You are such awesome listeners! In our Bible Truth today we are going to HEAR an amazing Bible Truth about someone who couldn't hear. I am so excited!"

Transition: Move to Bible time by asking the children to be super quiet as they walk to the Bible Time area so that they can hear sounds around them.

January 13, 2019

Bible Focus: I need to ask Jesus for help.

Healing the Deaf Man • *Mark 7:32-37*

Memory Verse: “You are everything I need.” Psalm 119:57, NIV

Key Question: Who do you need?

Bottom Line: I need Jesus.

Basic Truth: Jesus wants to be my friend forever.

Bible (9:10, 10:25, 11:40)

LEADER: “Good morning, everyone. Are you ready to sing with me today? I love singing with you. But before we start singing, I have one question for you: **Who do you need? [Bottom Line] I need Jesus.** Yes! We all need Jesus. Let’s sing!

(Lead children in singing “Everybody Praise Him.” CD is provided)

“Wow! You are doing great with this song. It’s so fun to sing together with you! **Who do you need? [Bottom Line] I need Jesus.**”

Bible: Communicating God’s Truth in Engaging Ways

What You Need: Bible, baby doll, and plush bird

LEADER: “Friends, will you come sit here with me? I have a TRUTH to tell you today from the Bible. *(Hold up the Bible.)* The Bible is God’s Word to us. Today I want to tell you about a man who needed help! He wasn’t sneezing like this—AAAH-CHOO—or coughing like this. *(Cough a few times.)* And he didn’t have a fever. His problem was his ears. Show me where your ears are.

(Pause as children touch their ears.)

“That’s right. These things on the side of your head are really important. You can put your hands down. We use our ears for hearing. You need your ears to hear music. Let’s all sing ‘Twinkle, Twinkle, Little Star.’

(Lead the children to sing “Twinkle, Twinkle Little Star.”)

“Beautiful singing! It would be sad to not be able to hear music!

(Hold up the baby doll.)

“What sound does a baby make?”

(Pause as children cry or coo.)

“Yes, great job! *(Hold up plush bird.)* What sound does this make?”

(Pause as children chirp like a bird.)

“Wow! You sound just like a bird! You use your ears for hearing. It’s fun to hear different sounds. But the man in our Bible Truth couldn’t hear, and he also couldn’t speak. He couldn’t say hello to his friends. It was so sad.

“This man’s friends wanted to help. There was only ONE person who could help their friend. His name was Jesus! Jesus could help their friend! So they went to ask Him. Let’s all stand up and act like we’re running to find Jesus.

(Stand up and lead children to jog in place.)

“Great job! The friends found Jesus and they asked for help, saying *(clasp hands together in front of you)*, ‘Please, Jesus!’ Everyone say that with me.”

CHILDREN and LEADER: “Please, Jesus!”

LEADER: “Have a seat. Jesus heard them! He walked toward the man who needed help. Do you think Jesus helped the man? Raise your hand if you think Jesus will help. *(Raise your hand.)* Of course He will. Jesus touched the man’s ears *(put your hands on your ears)* and his tongue *(put your hands on either side of your mouth)*. Then Jesus looked up to heaven and said, ‘Be opened!’ And just like that *(snap your fingers)*, the man could hear!

“He could hear singing, he could hear babies crying, and he could hear birds chirping! He could hear the voices of his friends. He could hear everything! AND he could finally talk to his friends.

“This man’s friends knew the deaf man needed Jesus, and they asked Jesus for help. They needed Jesus, and we do too. Tell me: **Who do you need?**”

CHILDREN and LEADER: *[Bottom Line]* “I need Jesus.”

LEADER: “That’s right! We ALL need Jesus, and we can always ask Him for help. Let’s pray.”

PRAYER

LEADER: “Dear God, thank You for Jesus. Help us to ask Him for help when we need it. Thank You for giving us the Bible that tells us about Jesus and how He loves us. We love You! Amen.”

January 13, 2019

Bible Focus: I need to ask Jesus for help.

Healing the Deaf Man • *Mark 7:32-37*

Memory Verse: "You are everything I need." Psalm 119:57, NIV

Key Question: Who do you need?

Bottom Line: I need Jesus.

Basic Truth: Jesus wants to be my friend forever.

Groups (9:25, 10:40, 11:55)

Create a safe place to connect through activities that are written to reach every learning style while reinforcing the Bottom Line that was introduced during the Bible Truth and applying it to real life experiences. In addition, these activities provide preschoolers with an opportunity to build relationships with their Small Group Leader.

9:00 & 11:30

Potato Head

Talk About God | Bible Review

What You Need: Felt board; felt potato head pieces

What You Do:

During the Activity: Place the felt cutouts onto the felt board but not on top of each other. Allow the children to make a face on the potato with the different pieces. Be sure the children add the ears to the potato head. Retell the Bible Truth.

What You Say:

Before the Activity: "Look! It's a potato head. Let's give him a face!"

During the Activity: "We can add the eyes, a nose, and the mouth! Now it is time to add the EARS! We talked about a man in our Bible Truth who had ears that did not work. He couldn't hear, and his friends knew he needed Jesus' help. They took him to Jesus, and Jesus put His fingers into the man's ears, and then the man could hear. WOW!"

After the Activity: "The man needed Jesus, and so do we. Everyone needs Jesus! **Who do you need? [Bottom Line] I need Jesus!**"

10:15**Maracas****Live for God | Application Activity**

What You Need: “Maraca Label,” plastic spoons (two per child), stickers, and dried beans

What You Do:

During the Activity: Give each child an egg and spoons and the stickers. Help each child put a label on one of the spoons.

What You Say:

Before the Activity: “We talked about a man that could not hear in our Bible Truth today. Jesus helped the man hear again. Let’s make something that we can hear.”





During the Activity: (Give each child a maraca.) “When you shake it (*demonstrate*), it makes a sound. Now let’s decorate it with stickers. (*Help children add label.*) Perfect! Now let’s shake it!”





After the Activity: “We can hear our maracas, and Jesus helped the man hear things too! We can ask Jesus for help. We all need Jesus. **Who do you need? [Bottom Line] I need Jesus!**”





Playground/Centers (9:40, 10:55, 12:10)

If the weather allows, use this time to travel outside for 10 minutes of playtime. Place your “We are on the Playground” sign on the door as you leave. This will allow parents who are late to find you.

Snack (9:52, 11:07, 12:22)**Get Ready to Dismiss (10:00, 11:15, 12:30)**







MEMORY VERSE

"You are everything
I need."

PSALM 119:57, NIrV



"You are

(Point up)

everything

(Hands out to sides)

I need."

(Point thumbs to chest)

Psalm 119:57

(Open your hands like a book)

I need Jesus.
Healing the Deaf Man
Mark 7:32-37

I need Jesus.
Healing the Deaf Man
Mark 7:32-37

I need Jesus.
Healing the Deaf Man
Mark 7:32-37

I need Jesus.
Healing the Deaf Man
Mark 7:32-37

I need Jesus.
Healing the Deaf Man
Mark 7:32-37

I need Jesus.
Healing the Deaf Man
Mark 7:32-37

I need Jesus.
Healing the Deaf Man
Mark 7:32-37

I need Jesus.
Healing the Deaf Man
Mark 7:32-37

I need Jesus.
Healing the Deaf Man
Mark 7:32-37

I need Jesus.
Healing the Deaf Man
Mark 7:32-37

I need Jesus.
Healing the Deaf Man
Mark 7:32-37

I need Jesus.
Healing the Deaf Man
Mark 7:32-37

I need Jesus.
Healing the Deaf Man
Mark 7:32-37

I need Jesus.
Healing the Deaf Man
Mark 7:32-37

I need Jesus.
Healing the Deaf Man
Mark 7:32-37

I need Jesus.
Healing the Deaf Man
Mark 7:32-37

I need Jesus.
Healing the Deaf Man
Mark 7:32-37

I need Jesus.
Healing the Deaf Man
Mark 7:32-37

I need Jesus.
Healing the Deaf Man
Mark 7:32-37

I need Jesus.
Healing the Deaf Man
Mark 7:32-37

I need Jesus.
Healing the Deaf Man
Mark 7:32-37

I need Jesus.
Healing the Deaf Man
Mark 7:32-37

I need Jesus.
Healing the Deaf Man
Mark 7:32-37

I need Jesus.
Healing the Deaf Man
Mark 7:32-37

I need Jesus.
Healing the Deaf Man
Mark 7:32-37

I need Jesus.
Healing the Deaf Man
Mark 7:32-37

I need Jesus.
Healing the Deaf Man
Mark 7:32-37

THIS ROW OF LABELS INTENTIONALLY LEFT BLANK