

January 13, 2019

Bible Focus: I need to ask Jesus for help.

Healing the Deaf Man • *Mark 7:32-37*

Memory Verse: "You are everything I need." Psalm 119:57, NIV

Key Question: Who do you need?

Bottom Line: I need Jesus.

Basic Truth: Jesus wants to be my friend forever.

Social (9:00, 10:15, 11:30)

9:00 & 11:30

- Hit It

10:15

- Fruit Sort

Bible (9:10, 10:25, 11:40)

All Service Times

- Bible Presentation in the Sandbox

Journaling (9:30, 10:45, 12:00)

All Service Times

- Small Group Time
- Prayer

Groups (9:45, 11:00, 12:15)

9:00 & 11:30

- Put on Those Listening Ears

10:15

- Sing It

All Service Times

- Dismiss—Parent CUE

January 13, 2019

Bible Focus: I need to ask Jesus for help.

Healing the Deaf Man • *Mark 7:32-37*

Memory Verse: "You are everything I need." Psalm 119:57, NIV

Key Question: Who do you need?

Bottom Line: I need Jesus.

Basic Truth: Jesus wants to be my friend forever.

Social (Introductory Activities, 10 minutes)

Let one teacher lead activities in different areas of the room while another teacher greets parents and kids at the door.

9:00 & 11:30

Hit It

What You Need: Rhythm sticks

What You Do:

Before the Activity: Guide the children to stand in front of you.

During the Activity: Ask the children to listen closely to how many times you hit the sticks together. Then give them a movement to do the number of times that you hit the sticks. (For example: You hit the sticks three times and the movement is jump. The children should jump three times.) Only hit the sticks one through five times. Do not hit the sticks more than five times. Movements are: clap, jump, stomp, spin, pat head, and touch toes. Repeat several times.

What You Say:

Before the Activity: "We are going to use our ears today." (*Cup ears.*)

During the Activity: "I am going to hit these sticks together (*hold up*) and I want you to listen closely so that you can hear how many times I hit them. Let's practice. (*Hit the sticks twice.*) How many times did I hit the sticks? (*Pause.*) YES! I hit them two times! Now I am going to do it again. This time, listen to how many times I hit them and you clap the same amount of times. Are you ready?" (*Do activity.*)

After the Activity: "Great job! You are really good listeners! Today in our Bible Truth, we are going to hear about a man who could not hear and needed help. I cannot wait to find out who helped him!"

Transition: Move to Large Group by inviting the children to listen and identify sounds that they hear as you walk to the Large Group area.

10:15**Fruit Sort****What You Need:** "Fruit" Activity Pages**What You Do:**

Before the Activity: Be sure you have at least one piece of fruit for each child.

During the Activity: Place the remaining pieces of fruit on a table or the floor in the activity area. Encourage the children to tape the fruit into the appropriate basket. Repeat the activity until all of the fruit cutouts are in the correct baskets.

What You Say:

Before the Activity: "We need food to eat."

During the Activity: "I see fruit on the table. Fruit is food that we eat. There are baskets on the wall. One basket has a banana in it (*point*), this basket has an apple in it (*point*), and this basket has an orange in it (*point*). Let's work together to put all of the fruit on the table (*point*) into the correct basket." (*Do activity.*)

After the Activity: "Nice work! We need food to eat, and we need Jesus. Everyone needs Jesus. I cannot wait to hear our Bible Truth today about someone who needed Jesus."

Transition: Move to Large Group by pretending to eat a piece of fruit as you walk to the Large Group area.

Bible (Large Group, 20 minutes)

After children have participated in Social, gather them for a large group time that includes interactive worship, introductory sketch and Bible Truth. Place your "We are in The Sandbox" sign on the door as you leave. Travel to the Sandbox.

January 13, 2019

Bible Focus: I need to ask Jesus for help.

Healing the Deaf Man • *Mark 7:32-37*

Memory Verse: "You are everything I need." Psalm 119:57, NIV

Key Question: Who do you need?

Bottom Line: I need Jesus.

Basic Truth: Jesus wants to be my friend forever.

Journaling (Small Groups, 15 minutes)

Journaling is designed to help preschoolers understand how the Bottom Line applies to them. They'll discuss real-life experiences and share prayer requests.

Give each child a cup of Chex cereal to snack on while you take them through the following exercise.

What you Need: Paperclip "Memory Verse Card" in your Bible at Psalm 119:57. Journal and a fun-shaped pen. Reward stamps.

SMALL GROUP LEADER (SGL): "It's Small Group time. *(Pick a child to be your leader.)* [Child's name], will you help us find our Small Group spot? *(Pause.)* Everyone, follow [child's name]! [He/she] is going to help us find our Small Group spot.

(Encourage the other children to "follow the leader" to your Small Group spot.)

"We made it! Thanks for your help, [child's name]. Let's sit down and talk about today's Bible Truth now. One, two, three, sit down with me!

(Open the Bible and lay it open in front of the children.)

"Our Bible Truth today was about a man who couldn't hear or talk. His friends asked Jesus to help him. What did Jesus do? *(Pause.)* Yes! Jesus helped the man and made his ears able to hear and his mouth able to talk. It was amazing!

"What do you think would have happened if the friends had not asked Jesus for help? *(Pause.)* You're right. If the friends had not asked Jesus for help, the man's ears and mouth would not have gotten better.

"Jesus knows we need Him. **Who do you need?"**

CHILDREN and SGL: [*Bottom Line*] "I need Jesus."

SGL: "And that's why Jesus wants us to ask Him for help. He knows we need Him to do things only He can do!

“Hopefully, the Bible verse we are learning will help us remember to ask Jesus for help because we need Him.

(Turn the pages of your Bible to the Memory Verse Card.)

“It says: *You are everything I need*, Psalm 119:57.

(Close Bible and lay it down.)

“Let’s stand up and say that verse together with the motions.”

CHILDREN and SGL: “*You are (point up) everything (hands out to sides) I need (point thumbs to chest), Psalm 119:57.*” *(Open your hands like a book.) (Repeat the verse with motions a few times.)*

SGL: “You sound awesome! Do you know why Jesus is everything we need? Jesus has the power to do anything! So, if we have Jesus, we have everything we need. Let’s sit down and write in our prayer journal now.

(Hold journal and fun-shaped pen.)

“I think we should ask Jesus for help in our prayer journal today. When I say your name, tell me one thing you need Jesus to help you with and I will write it in our prayer journal.

(Say and write each child’s name and what they say beside it.)

“This is a very special list. Let’s talk to God about it now. Would anyone like to pray before I pray?”

(Give each child who wants to pray the opportunity to do so.)

Prayer

SGL: “Dear God, thank You for giving us Jesus to help us. I pray we will ask Jesus to help us when we need it, like when we need help to forgive or to tell the truth or be kind to someone who isn’t being kind to us. These things are hard sometimes, but Jesus can help us! We love You, God. In Jesus’ name, amen.”

January 13, 2019

Bible Focus: I need to ask Jesus for help.

Healing the Deaf Man • *Mark 7:32-37*

Memory Verse: "You are everything I need." Psalm 119:57, NIV

Key Question: Who do you need?

Bottom Line: I need Jesus.

Basic Truth: Jesus wants to be my friend forever.

Groups (Application Activities, 15 minutes)

These activities are designed to help preschoolers understand and remember today's Bible Truth and Bottom Line.

9:00 & 11:30

Put on Those Listening Ears

What You Need: Paper plates (one per child), "Ears" Activity Page, "Ear Label" s, chenille stems (one per child), crayons, glue sticks, and clear tape

What You Do:

Before the Activity: Provide one set of ears per child. Set the chenille stems, crayons, and glue sticks in the center of the table.

During the Activity: Give each child a set of "ears" to color and then glue onto the two halves of a paper plate. Place a label on one of the paper plate halves. Help them tape the chenille stems to the back of the two halves of the plates to create a headband so they can wear their "ears". When finished, encourage the children to put on their listening ears.

What You Say:

Before the Activity: "Today we're going to create a special set of listening ears."

During the Activity: "Let's color our ears and then glue them onto the paper plate halves. Once the ears are glued on we can add our label. Then we'll tape this (*hold up the chenille stem*) to them so you can wear them."

After the Activity: "Your ears look amazing! The man in our Bible Truth asked Jesus to fix his ears so he could hear. He needed Jesus, and

10:15**Sign It****What You Need:** No supplies needed**What You Do:**

During the Activity: Teach children the ASL sign language for the phrases: "I need Jesus" and "Jesus loves me."

"I" – Make a fist. Raise your pinky straight up.

"need" – Make an upward hook with the index finger and bring it down.

"Jesus" – Touch the middle finger of your dominant hand into the palm of your non-dominant hand. Then touch the middle finger of your non-dominant hand into the middle of your dominant hand.

"Jesus" – Touch the middle finger of your dominant hand into the palm of your non-dominant hand. Then touch the middle finger of your non-dominant hand into the middle of your dominant hand.

"loves" – Cross both your hands over the middle of your chest.

"me" – Point to yourself.





Practice these sayings a few times with the children.





What You Say:





During the Activity: "Have you ever seen someone using sign language? People who cannot hear learn this special language to help them have conversations. Today I want to teach you the sign language for 'I need Jesus' and 'Jesus loves me.'" (*Do activity.*)

After the Activity: "Awesome job, my friends! People who cannot hear need Jesus. People who can hear need Jesus. We ALL need Jesus! **Who do you need? [Bottom Line] I need Jesus.**"

All Service Times**Get Ready to Dismiss**







MEMORY VERSE

“You are everything
I need.”

PSALM 119:57, NIrV



“You are

(Point up)

everything


(Hands out to sides)

I need.”

(Point thumbs to chest)

Psalm 119:57

(Open your hands like a book)



Ears • *Put On Those Listening Ears* • January Week 2

Copy on white cardstock and cut on dotted lines. One set of ears per child.

CURRICULUM FOR 3- to 5- YEAR OLDS • ©2018 The reThink Group. All rights reserved. • www.ThinkOrange.com

I need Jesus.
Healing the Deaf Man
Mark 7:32-37

I need Jesus.
Healing the Deaf Man
Mark 7:32-37

I need Jesus.
Healing the Deaf Man
Mark 7:32-37

I need Jesus.
Healing the Deaf Man
Mark 7:32-37

I need Jesus.
Healing the Deaf Man
Mark 7:32-37

I need Jesus.
Healing the Deaf Man
Mark 7:32-37

I need Jesus.
Healing the Deaf Man
Mark 7:32-37

I need Jesus.
Healing the Deaf Man
Mark 7:32-37

I need Jesus.
Healing the Deaf Man
Mark 7:32-37

I need Jesus.
Healing the Deaf Man
Mark 7:32-37

I need Jesus.
Healing the Deaf Man
Mark 7:32-37

I need Jesus.
Healing the Deaf Man
Mark 7:32-37

I need Jesus.
Healing the Deaf Man
Mark 7:32-37

I need Jesus.
Healing the Deaf Man
Mark 7:32-37

I need Jesus.
Healing the Deaf Man
Mark 7:32-37

I need Jesus.
Healing the Deaf Man
Mark 7:32-37

I need Jesus.
Healing the Deaf Man
Mark 7:32-37

I need Jesus.
Healing the Deaf Man
Mark 7:32-37

I need Jesus.
Healing the Deaf Man
Mark 7:32-37

I need Jesus.
Healing the Deaf Man
Mark 7:32-37

I need Jesus.
Healing the Deaf Man
Mark 7:32-37

I need Jesus.
Healing the Deaf Man
Mark 7:32-37

I need Jesus.
Healing the Deaf Man
Mark 7:32-37

I need Jesus.
Healing the Deaf Man
Mark 7:32-37

I need Jesus.
Healing the Deaf Man
Mark 7:32-37

I need Jesus.
Healing the Deaf Man
Mark 7:32-37

I need Jesus.
Healing the Deaf Man
Mark 7:32-37

THIS ROW OF LABELS INTENTIONALLY LEFT BLANK