

December 16, 2018

Bible Focus: The angels tell about Jesus.

Shepherds • *Luke 2:6-18*

Memory Verse: “God loved the world so much that he gave his only Son.” John 3:16, GNT

Key Question: Why is Jesus special?

Bottom Line: Jesus is God’s Son.

Basic Truth: Jesus wants to be my friend forever.

Social (9:00, 10:15, 11:30)

9:00 & 11:30

- Herding

10:15

- Hop to the Manger

Playground/Centers (9:10, 10:25, 11:40)

- If the weather allows, travel to the playground for 15 minutes of playtime outside.

Journaling (9:20, 10:45, 11:50)

All Service Times

- Small Group Time
- Prayer

Bible (9:30, 11:00, 12:00)

All Service Times

- Bible Presentation in the Sandbox

Groups (9:45, 11:15, 12:15)

9:00 & 11:30

- Wrap It Up

10:15

- Pictures

All Service Times

- Dismiss—Parent CUE

December 16, 2018

Bible Focus: The angels tell about Jesus.

Shepherds • *Luke 2:6-18*

Memory Verse: “God loved the world so much that he gave his only Son.” John 3:16, GNT

Key Question: Why is Jesus special?

Bottom Line: Jesus is God’s Son.

Basic Truth: Jesus wants to be my friend forever.

Social (Introductory Activities, 10 minutes)

Let one teacher lead activities in different areas of the room while another teacher greets parents and kids at the door.

9:00 & 11:30

Herding

What You Need: Masking tape, full-sized candy canes, and cotton balls

What You Do:

Before the Activity: Make a large circle with the masking tape on a table or the floor in the activity area. Scatter the cotton balls all around the outside of the circle.

During the Activity: Give each child a candy cane and help them hold it upside down so that the hook of the cane is toward the table or the floor. Challenge the children to use the hook of the cane to push the cotton balls into the circle. Continue the activity until all of the cotton balls are inside the circle.

What You Say:

Before the Activity: “We are going to be shepherds today! Shepherds herd sheep to keep them safe.”

During the Activity: “These are our sheep (*point to cotton*) and this is our sheep pen (*point to circle*). We can use the shepherd’s staff (*hold up candy cane*) to push the sheep into their pen. (*Demonstrate.*) Are you ready to be shepherds?” (*Pause and do activity.*)

After the Activity: “Great job! You are all awesome shepherds! We are going to hear an amazing Truth from the Bible today about shepherds.”

Transition: Move to Playground/Centers by acting as if the children are your sheep and you are the shepherd. Tell the children you are herding them.

10:15**Hop to the Manger**

What You Need: “Manger Scene” Activity Page, floor rings, and floor tape

What You Do:

During the Activity: Line up the children at the start of the hopscotch board. Encourage the children to hop along the hopscotch board to reach the manger scene.

What You Say:

Before the Activity: If not pre-taped, tape down the “Manger Scene” Activity Page at the end of the hopscotch board.

During the Activity: “In our Bible Truth today, we’ll hear about some shepherds who went to see a very special baby. Do you remember who that special baby was? (Pause.) Yes, Jesus! Let’s hop all the way down to the manger at the end. Make sure you take turns so that each friend has a chance to hop.”

After the Activity: “That was so fun! The shepherds were so excited to see baby Jesus. I can’t wait to hear all about it in our Bible Truth today!”

Transition: Move to Playground/Centers by calling out different ways to move like shepherds. They can herd the sheep, slowly creep on tiptoes so they don’t wake sleeping sheep, skip, hop, jog, walk at a steady pace, etc.

Playground/Centers (9:10, 10:25, 11:40)

If the weather allows, use this time to travel outside for 10 minutes of playtime. Place your “We are on the Playground” sign on the door as you leave. This will allow parents who are late to find you.

December 16, 2018

Journaling (Small Groups, 10 minutes)

Journaling is designed to help preschoolers understand how the Bottom Line applies to them. They'll discuss real-life experiences and share prayer requests.

Give each child a cup of Chex cereal to snack on while you take them through the following exercise.

What you Need: Paperclip "Memory Verse Card" in your Bible at John 3:16. Journal and a fun-shaped pen. Reward stamps.

SMALL GROUP LEADER (SGL): "It's Small Group time. I think we should pretend we are sheep today when we walk to our small group spot. What does a sheep say? *(Pause.)* Baa. A sheep says baa. Ready to be sheep? Here we go! Let's baa our way to our Small Group spot!

(Pretend to be sheep and baa as you walk to your spot.)

"That was fun! Thanks for pretending with me. Let's sit down and talk. One, two, three, sit down with me!

(Open the Bible and lay it open in front of the children.)

"Why is Jesus special?"

CHILDREN and SGL: *[Bottom Line]* **"Jesus is God's Son!"**

SGL: "And the best news is that God gave us Jesus to be our friend forever. He loves us **THAT** much! Jesus wants to be your friend forever and your friend forever and your friend forever *(say this as you point to each child)*. Who wants to be your friend forever?"

CHILDREN and SGL: *[Basic Truth]* **"Jesus wants to be my friend forever."**

(Turn the pages of your Bible to the Memory Verse Card.)

SGL: "We need to tell everyone the good news, just like the shepherds did! The verse we are learning can help us tell people. It says: *God loved the world so much that he gave his only Son*, John 3:16.

(Close Bible and lay it down.)

"Let's stand up and say it together with the motions."

CHILDREN and SGL: “God (point up) loved (hug yourself) the world (raise arms overhead to form a circle) so much (stretch arms out as far as possible) that he gave (place hands together with palms up in front as if offering something) his only (point up) Son (hold arms as if cradling and rocking a baby), John 3:16.” (Hold hands open like a book.) (Repeat the verse with motions a few times.)

SGL: “Good job!

(Give each child high five.)

“Let’s sit back down and write in our prayer journal.

(Hold journal and fun-shaped pen.)

“So far we have a heart and a baby sticker by our names in our prayer journal. The heart reminds us that God loves us and the baby reminds us that God gave us Jesus.

(Note: Add any new names you may have and give them a heart and baby sticker to go by their name.)

“Today we are going to add a sheep sticker by our names. When I say your name, I will give you two sheep stickers—one to put by your name in our journal and one to put on your shirt to wear home. The sheep sticker will remind us that we need to tell everyone the good news that **[Bottom Line] Jesus is God’s Son**, like the shepherds did. Get ready and listen for your name.

(Say, “Jesus is God’s Son,” each time you give a child two sheep stickers—one to put by their name in the journal and one to put on their shirt.)

“Perfect! Let’s talk to God now and ask Him to help us tell others that **[Bottom Line] Jesus is God’s Son**. Would anyone like to pray before I pray?”

(Give each child who wants to pray the opportunity to do so.)

Prayer

SGL: “Dear God, we believe Jesus is Your Son and that You gave Him to us to be our friend forever. Please help us tell everyone the good news that Jesus wants to be their friend forever, too. We love You, God! In Jesus’ name, amen.”

Bible (Large Group, 15 minutes)

After children have participated in Social, gather them for a large group time that includes interactive worship, introductory sketch and Bible Truth. Place your “We are in The Sandbox” sign on the door as you leave. Travel to the Sandbox.

December 16, 2018

Bible Focus: The angels tell about Jesus.

Shepherds • *Luke 2:6-18*

Memory Verse: “God loved the world so much that he gave his only Son.” John 3:16, GNT

Key Question: Why is Jesus special?

Bottom Line: Jesus is God’s Son.

Basic Truth: Jesus wants to be my friend forever.

Groups (Application Activities, 15 minutes)

These activities are designed to help preschoolers understand and remember today’s Bible Truth and Bottom Line.

9:00 & 11:30

Wrap It Up

What You Need: A box wrapped in Christmas paper, and stick-on bows (at least one per child)

What You Do:

During the Activity: Give each child a bow. Pass the present around the circle. As each child holds the box, he or she will add the bow and say the Bottom Line.

What You Say:

During the Activity: “The angel gave the shepherds a very special message. Let’s pass this box around the circle. When it comes to you, add your bow to the box and say,

[Bottom Line] Jesus is God’s Son.”

After the Activity: “That was fun! The angels told the shepherds about Jesus. He is the GREATEST gift. **Why is Jesus special? [Bottom Line] Jesus is God’s Son!**”


10:15**Pictures****What You Need:** "Pictures" Activity Pages, white cardstock, and wall tape**What You Do:***Before the Activity:* Copy the Activity Pages onto the cardstock. Hang the pictures in random order on a wall in the activity area at preschool level.*During the Activity:* Point to a picture and ask the children to identify it and tell you about it.*After the Activity:* When you point to the picture of the angel and shepherds, be sure to ask the children who the angels were telling the shepherds about.**What You Say:***Before the Activity:* "Look at all of the cool pictures we have!" (*Point to pictures.*)*During the Activity:* (*Point to the picture of a snowman.*) "What is this a picture of? (*Pause.*) Yes! This is a snowman. What do you need to make a snowman? (*Pause.*) Great job! Can you tell me your favorite thing about a snowman? (*Pause and point to other pictures and continue the activity.*) (*Point to the picture of the shepherds and angel.*) What is this a picture of? (*Pause.*) Yes! It is today's Bible Truth! The angels are telling the shepherds about something super exciting. Do you remember who they were telling the shepherds about? (*Pause.*) You got it. They were telling them about JESUS!"*After the Activity:* "All of our pictures are super awesome, but this picture is super special. (*Point to shepherd picture.*) It shows us when the angels told the shepherds that God had sent His only Son to us. God gave us Jesus! **Why is Jesus special?** [**Bottom Line**] **Jesus is God's Son!**"**All Service Times****Get Ready to Dismiss**




Manger Scene • Color • Hop to the Manger • December Week 3

Copy on white cardstock. One manger per activity.


CURRICULUM FOR 3- to 5- YEAR OLDS • ©2018 The reThink Group. All rights reserved. • www.ThinkOrange.com











DECEMBER 2018

MEMORY VERSE

"God loved the world so much
that He gave His only Son."

JOHN 3:16, GNT



DECEMBER 2018

MEMORY VERSE

"God loved the world so much
that He gave His only Son."

JOHN 3:16, GNT



DECEMBER 2018

MEMORY VERSE

"God loved the world so much
that He gave His only Son."

JOHN 3:16, GNT



DECEMBER 2018

MEMORY VERSE

"God loved the world so much
that He gave His only Son."

JOHN 3:16, GNT



"God

(Point up)

loved

(Hug yourself)

the world

(Raise arms overhead to form a circle)

so much

(Stretch arms out as far as possible)

that He gave

(Place hands together with palms up
in front as if offering something)

His only

(Point up)

Son."

(Hold arms as if cradling and rocking a baby)

John 3:16

(Hold hands open like a book)

© 2018 Orange. All rights reserved. www.ThinkOrange.com

"God

(Point up)

loved

(Hug yourself)

the world

(Raise arms overhead to form a circle)

so much

(Stretch arms out as far as possible)

that He gave

(Place hands together with palms up
in front as if offering something)

His only

(Point up)

Son."

(Hold arms as if cradling and rocking a baby)

John 3:16

(Hold hands open like a book)

© 2018 Orange. All rights reserved. www.ThinkOrange.com

"God

(Point up)

loved

(Hug yourself)

the world

(Raise arms overhead to form a circle)

so much

(Stretch arms out as far as possible)

that He gave

(Place hands together with palms up
in front as if offering something)

His only

(Point up)

Son."

(Hold arms as if cradling and rocking a baby)

John 3:16

(Hold hands open like a book)

© 2018 Orange. All rights reserved. www.ThinkOrange.com

"God

(Point up)

loved

(Hug yourself)

the world

(Raise arms overhead to form a circle)

so much

(Stretch arms out as far as possible)

that He gave

(Place hands together with palms up
in front as if offering something)

His only

(Point up)

Son."

(Hold arms as if cradling and rocking a baby)

John 3:16

(Hold hands open like a book)

© 2018 Orange. All rights reserved. www.ThinkOrange.com