

December 9, 2018

Bible Focus: Not everyone knew Jesus is God's Son.

Jesus Born in a Stable • *Luke 2:1-7*

Memory Verse: "God loved the world so much that he gave his only Son." John 3:16, GNT

Key Question: Why is Jesus special?

Bottom Line: Jesus is God's Son.

Basic Truth: Jesus wants to be my friend forever.

Social (9:00, 10:15, 11:30)

9:00 & 11:30

- Trim the Tree Color Match

10:15

- It's Christmas

Bible (9:10, 10:25, 11:40)

All Service Times

- Bible Presentation in the Sandbox

Journaling (9:30, 10:45, 12:00)

All Service Times

- Small Group Time
- Prayer

Groups (9:45, 11:00, 12:15)

9:00 & 11:30

- Pin the Animals

10:15

- God Loved

All Service Times

- Dismiss—Parent CUE

December 9, 2018

Bible Focus: Not everyone knew Jesus is God's Son.

Jesus Born in a Stable • *Luke 2:1-7*

Memory Verse: "God loved the world so much that he gave his only Son." John 3:16, GNT

Key Question: Why is Jesus special?

Bottom Line: Jesus is God's Son.

Basic Truth: Jesus wants to be my friend forever.

Social (Introductory Activities, 10 minutes)

9:00 & 11:30

Trim the Tree Color Match

What You Need: Prepared cardboard box Tree with circle cutouts, and a laundry basket or plastic bin

What You Do:

Before the Activity: Place the ball pit balls in the laundry basket or bin near the "tree."

During the Activity: Line up the children next to the laundry basket. Point out the different colored holes on the front of the box. Encourage each child to select one ball and place it in its matching colored hole on the side of the box. Repeat until every child has had a turn.

What You Say:

During the Activity: "Do you have a Christmas tree at home that you helped decorate? *(Pause for responses.)* We're going to add some ornaments to our tree. Do you see the colored holes? *(Point.)* Let's all line up here next to the basket and take turns. When it's your turn, I want you to select one ball, walk up to our tree, and place that ball in one of these holes. How will you know which hole the ball should go in? *(Pause for responses.)* Yes, by matching the colors!"

After the Activity: "You really know your colors, friends. Putting up a tree and decorating it is one way we celebrate Christmas. Today we're going to hear about why we really celebrate Christmas. I'll give you a hint. Christmas is someone's birthday! Let's go!"

Transition: Move to Large Group by pretending to decorate a tree. Pantomime actions like: hauling the tree into the room and setting it up in the stand, stringing popcorn on a string for a garland, adding the lights, hanging special ornaments one by one on the tree, placing the star or angel at the very top of the tree, etc.

10:15**It's Christmas**

What You Need: "Tree" Activity Page, green cardstock, scissors, cookie sheets, a laminator, laminating paper, clear tape, tinsel, pom-poms, foam Christmas shapes, and one yellow foam star

What You Do:

During the Activity: Place four children per cookie sheet and give the children the decorations. Encourage the children to use the decorations to decorate their Christmas tree. Repeat as desired.

What You Say:

Before the Activity: "It is Christmas time!"

During the Activity: "Let's decorate our Christmas trees. (*Point.*) Be sure to put the star on top. (*Do activity.*) Christmas is Jesus' birthday!"

After the Activity: "Your trees look great! Christmas is Jesus' birthday. Jesus is God's Son. Today we are going to hear about when Jesus was born. I can't wait to hear our TRUTH from the Bible!"

Transition: Move to Large Group by chanting, "Happy birthday, Jesus," as they move to the Bible area.

Bible (Large Group, 20 minutes)

After children have participated in Social, gather them for a large group time that includes interactive worship, introductory sketch and Bible Truth. Place your "We are in The Sandbox" sign on the door as you leave. Travel to the Sandbox.

December 9, 2018

Bible Focus: Not everyone knew Jesus is God's Son.

Jesus Born in a Stable • *Luke 2:1-7*

Memory Verse: "God loved the world so much that he gave his only Son." John 3:16, GNT

Key Question: Why is Jesus special?

Bottom Line: Jesus is God's Son.

Basic Truth: Jesus wants to be my friend forever.

Journaling (Small Groups, 15 minutes)

Journaling is designed to help preschoolers understand how the Bottom Line applies to them. They'll discuss real-life experiences and share prayer requests.

Give each child a cup of Chex cereal to snack on while you take them through the following exercise.

What you Need: Paperclip "Memory Verse Card" in your Bible at John 3:16. Journal and a fun-shaped pen. Reward stamps.

SMALL GROUP LEADER (SGL): "It's Small Group time. Let's pretend we are cows on our way to the stable where we sleep at night. What does a cow say? (*Pause.*) Moo! Yes! Let's pretend we are cows and moo our way to our Small Group spot!

(Pretend to be cows and moo as you walk to your spot.)

(Laughing) "We sound like a bunch of cows! Thanks for pretending with me. Let's sit down and talk about today's Bible Truth now. One, two, three, sit down with me!

(Open the Bible and lay it open in front of the children.)

"Our Bible Truth today was about a very special baby. Do you remember what the special baby's name was?

(Pause for response.)

"You got it! Jesus! And **why is Jesus special?**"

CHILDREN and SGL: [*Bottom Line*] "Jesus is God's Son!"

SGL: "That's right! [*Bottom Line*] Jesus is God's Son.

"Now, the stable where Jesus was born might not have been that special, but Mary and Joseph knew Jesus was special. **Why is Jesus special?**"

CHILDREN and SGL: *[Bottom Line]* **“Jesus is God’s Son!”**

SGL: “And we know Jesus is special, right? **Why is Jesus special?**”

CHILDREN and SGL: *[Bottom Line]* **“Jesus is God’s Son!”**

(Turn the pages of your Bible to the Memory Verse Card.)

SGL: “The memory verse we’re learning this month will help us remember that Jesus is special because *[Bottom Line]* **Jesus is God’s Son** AND that God loves us A LOT! It says: *God loved the world so much that he gave his only Son*, John 3:16.

(Close Bible and lay it down.)

“Let’s stand up and say it together with the motions.”

CHILDREN and SGL: “*God (point up) loved (hug yourself) the world (raise arms overhead to form a circle) so much (stretch arms out as far as possible) that he gave (place hands together with palms up in front as if offering something) his only (point up) Son (hold arms as if cradling and rocking a baby), John 3:16.*” *(Hold hands open like a book.) (Repeat the verse with motions a few times.)*

SGL: “You sound so good! Let’s sit back down and write in our prayer journal.

(Hold journal and fun-shaped pen.)

“Last time I wrote all of your names in our prayer journal and you put a heart sticker by your name because God loves us so much. I’m going to turn back to that page and add anyone’s name that wasn’t here last time.

(Add any new names to your page from last week. Give them a heart sticker to go by their name.)

“There. Now all of our names are on this page. We are going to add another sticker by our names today. When I say your name, I will give you two baby stickers—one to put by your name in our journal and one to put on your shirt to wear home. The baby stickers will remind us that Christmas is all about Jesus’ birthday—the day God gave us Jesus. Get ready and listen for your name.

(Say, “God gave us Jesus,” each time you give a child two baby stickers—one to put by their name in the journal and one to put on their shirt.)

(Look at the journal) “I love this! Let’s talk to God now and tell Him thank you for giving us Jesus. Would anyone like to pray before I pray?”

(Give each child who wants to pray the opportunity to do so.)

Prayer

SGL: “Dear God, thank You for giving us Jesus to be our friend forever. I pray (*name each child*) will remember how special Jesus is as we celebrate this time of year. We love You, God. In Jesus’ name, amen.”

December 9, 2018

Bible Focus: Not everyone knew Jesus is God's Son.

Jesus Born in a Stable • *Luke 2:1-7*

Memory Verse: "God loved the world so much that he gave his only Son." John 3:16, GNT

Key Question: Why is Jesus special?

Bottom Line: Jesus is God's Son.

Basic Truth: Jesus wants to be my friend forever.

Groups (Application Activities, 15 minutes)

These activities are designed to help preschoolers understand and remember today's Bible Truth and Bottom Line.

9:00 & 11:30

Pin the Animals

What You Need: "Animals" cutouts, "Large Stable" poster board, and wall tape

What You Do:

During the Activity: Hang the stable on the wall at preschool level. Place tape on the back of each animal. Challenge the children to work together to place all the animals in the stable. Be sure each child has a turn to place an animal.

What You Say:

Before the Activity: "Today we heard about when Jesus being was born in a stable. Do you know what normally lives in a stable? (Pause for responses) Yeah, there are animals in a stable. (*Point to the stable taped at preschool level*) But this stable is empty."

During the Activity: "Let's work together to put the animals in the stable." (*Point.*) (*Do activity.*)

After the Activity: "Awesome! Now there are animals in our stable. I am so glad God gave us Jesus, His Son. **Why is Jesus special? [Bottom Line] Jesus is God's Son!**"

10:15**God Loved****What You Need:** Jumbo craft sticks and washable markers**What You Do:**

During the Activity: Place the heart puzzles on the tables. Mix up each set of sticks so the children can put them back together. Encourage the children to work together to see if they can figure out what shape is on their craft sticks. Be prepared to help them if they need it. As they're working, repeat this month's memory verse.

What You Say:

Before the Activity: "Do you see the craft sticks in the center of your table? You can lay them on the table side by side like a puzzle. Let's work together to see if we can put our puzzle together."

During the Activity: "This month we're celebrating a very special birthday. Jesus was born on Christmas. Our verse tells us: *God loved the world so much that he gave his only Son*, John 3:16. The heart on our craft sticks reminds us that God loves us. And He showed his love to us by sending His Son, Jesus!"

After the Activity: "I love Christmas because we celebrate Jesus' birthday. **Why is Jesus special? [Bottom Line] Jesus is God's Son.** Let's say our verse together one more time. *God loved the world so much that he gave his only Son*, John 3:16."




All Service Times**Get Ready to Dismiss**




Tree • *It's Christmas* • December Week 2

Copy on green cardstock and cut on dotted lines. One per every four children.

CURRICULUM FOR 3- to 5- YEAR OLDS • ©2018 The reThink Group. All rights reserved. • www.ThinkOrange.com





Large Stable • Color • *Pin the Animals* • December Week 2

Enlarge and copy on poster board. One stable per activity.

CURRICULUM FOR 3- to 5- YEAR OLDS • ©2018 The reThink Group. All rights reserved. • www.ThinkOrange.com

DECEMBER 2018

MEMORY VERSE

"God loved the world so much
that He gave His only Son."

JOHN 3:16, GNT



DECEMBER 2018

MEMORY VERSE

"God loved the world so much
that He gave His only Son."

JOHN 3:16, GNT



DECEMBER 2018

MEMORY VERSE

"God loved the world so much
that He gave His only Son."

JOHN 3:16, GNT



DECEMBER 2018

MEMORY VERSE

"God loved the world so much
that He gave His only Son."

JOHN 3:16, GNT



"God

(Point up)

loved

(Hug yourself)

the world

(Raise arms overhead to form a circle)

so much

(Stretch arms out as far as possible)

that He gave

(Place hands together with palms up
in front as if offering something)

His only

(Point up)

Son."

(Hold arms as if cradling and rocking a baby)

John 3:16

(Hold hands open like a book)

© 2018 Orange. All rights reserved. www.ThinkOrange.com

"God

(Point up)

loved

(Hug yourself)

the world

(Raise arms overhead to form a circle)

so much

(Stretch arms out as far as possible)

that He gave

(Place hands together with palms up
in front as if offering something)

His only

(Point up)

Son."

(Hold arms as if cradling and rocking a baby)

John 3:16

(Hold hands open like a book)

© 2018 Orange. All rights reserved. www.ThinkOrange.com

"God

(Point up)

loved

(Hug yourself)

the world

(Raise arms overhead to form a circle)

so much

(Stretch arms out as far as possible)

that He gave

(Place hands together with palms up
in front as if offering something)

His only

(Point up)

Son."

(Hold arms as if cradling and rocking a baby)

John 3:16

(Hold hands open like a book)

© 2018 Orange. All rights reserved. www.ThinkOrange.com

"God

(Point up)

loved

(Hug yourself)

the world

(Raise arms overhead to form a circle)

so much

(Stretch arms out as far as possible)

that He gave

(Place hands together with palms up
in front as if offering something)

His only

(Point up)

Son."

(Hold arms as if cradling and rocking a baby)

John 3:16

(Hold hands open like a book)

© 2018 Orange. All rights reserved. www.ThinkOrange.com